



Round 1 : February 25 - 27

Phillip Island GP Circuit



ASBK.COM.AU f t i y

SUPERBIKE MASTERS


Warm Up


Date: 27/02/22
Event: W05
Weather: Partly cloudy - Temp: 21.0C
Track: Dry - Temp: 28.0C

Started at: 09:55:59
Laps: 5 Min
Starters: 17
Printed at: 10:08

CLASSIFICATION

Pos	No	Name	Machine	Fastest Lap	On Lap	Behind Leader	Behind Prev	Top Speed
1	29	Scott CAMPBELL (TAS) / Leigh Kelly Agencies TAS / Alpinestars / RST	Honda RC30 750	1:42.634	3 of 3			247
2	36	Murray CLARK (QLD)	Suzuki GSXR 1183	1:43.126	3 of 3	.492	.492	257
3	76	Scott WEBSTER (VIC) / West Gippsland Auto Electrics / T&K Carney	Harris Suzuki 1200	1:46.678	3 of 3	4.044	3.552	248
4	32	Aaron BENNETT (NSW) / Well Sprung	Suzuki GSX 1298	1:49.498	3 of 3	6.864	2.820	248
5	62	Phillip BURKE (NSW)	Honda RC30 750	1:50.796	2 of 2	8.162	1.298	235
6	37	John ALLEN (QLD) / Bridgestone Custom Coatings / C&M M-cycles	Yamaha OW31 750	1:51.047	2 of 2	8.413	.251	231
7	75	Steven HARLEY (NSW)	Bimota YB6 1000	1:51.877	2 of 3	9.243	.830	231
8	151	Phillip BEVAN (NSW)	Honda VFRR 750	1:52.425	2 of 3	9.791	.548	235
9	90	Michael MOLONEY (VIC) / Toss Dog Racing	Suzuki GSX 1170	1:53.187	3 of 3	10.553	.762	224
10	33	James AGOMBAR (VIC) / Contemporary Flooring Solutions	Yamaha TZ 750	1:53.379	3 of 3	10.745	.192	233
11	64	Ian SHORT (VIC)	Suzuki CMR 1100	1:53.877	3 of 3	11.243	.498	237
12	612	Gregory JAMES (NSW)	Honda CBR 1100	1:55.321	3 of 3	12.687	1.444	217
13	131	Paul RIGNEY (NSW) / HK31	Harris Kawasaki 1075	1:56.909	3 of 3	14.275	1.588	209
14	134	Mark RODDA (NSW) / Metroll Lismore / Bolt Barn Lismore	Suzuki GS 1100	1:57.217	2 of 3	14.583	.308	206
15	22	Karen WEBB (TAS) / SKI Investments	Suzuki GSX-R 750	1:58.230	3 of 3	15.596	1.013	219
16	11	Craig HUNTER (QLD)	Yamaha XV 1000	2:04.312	2 of 2	21.678	6.082	211
17	110	Ross DOBSON (NSW) / Phat Kat Racing	Suzuki Katana 1290	2:17.642	2 of 2	35.008	13.330	190


Chief Timekeeper - Scott Laing


Race Director - Tom Williams



www.computime.com.au
COMPUTIME RACE TIMING SYSTEMS PTY LTD





Round 1 : February 25 - 27

Phillip Island GP Circuit



ASBK.COM.AU f t i y

SUPERBIKE MASTERS

Warm Up

Date: 27/02/22
Event: W05
Weather: Partly cloudy - Temp: 21.0C
Track: Dry - Temp: 28.0C

Started at: 09:55:59
Laps: 5 Min
Starters: 17
Printed at: 10:08

LAP TIMES

No	Name	Lap 1	Lap 2	Lap 3
11	Craig HUNTER (QLD)	2:13.115	2:04.312	
22	Karen WEBB (TAS)	2:06.375	2:00.083	1:58.230
29	Scott CAMPBELL (TAS)	1:50.729	1:44.463	1:42.634
32	Aaron BENNETT (NSW)	2:01.961	1:51.689	1:49.498
33	James AGOMBAR (VIC)	1:59.119	1:54.643	1:53.379
36	Murray CLARK (QLD)	1:50.558	1:44.326	1:43.126
37	John ALLEN (QLD)	2:01.493	1:51.047	
62	Phillip BURKE (NSW)	2:01.111	1:50.796	
64	Ian SHORT (VIC)	2:01.535	1:54.756	1:53.877
75	Steven HARLEY (NSW)	2:00.555	1:51.877	1:52.187
76	Scott WEBSTER (VIC)	1:55.462	1:47.398	1:46.678
90	Michael MOLONEY (VIC)	2:09.090	1:58.002	1:53.187
110	Ross DOBSON (NSW)	2:21.818	2:17.642	
131	Paul RIGNEY (NSW)	2:12.254	1:59.085	1:56.909
134	Mark RODDA (NSW)	2:06.469	1:57.217	1:58.185
151	Phillip BEVAN (NSW)	2:03.064	1:52.425	1:52.746
612	Gregory JAMES (NSW)	2:11.238	1:57.771	1:55.321

Chief Timekeeper - Scott Laing

Race Director - Tom Williams



www.computime.com.au
COMPUTIME RACE TIMING SYSTEMS PTY LTD





Round 1 : February 25 - 27

Phillip Island GP Circuit



SUPERBIKE MASTERS

Warm Up

Date: 27/02/22
 Event: W05
 Weather: Partly cloudy - Temp: 21.0C
 Track: Dry - Temp: 28.0C

Started at: 09:55:59
 Laps: 5 Min
 Starters: 17
 Printed at: 10:08

SPLIT TIMES

Lap	Split 1	Split 2	Split 3	Split 4	Lap Time	Spd	Lap	Split 1	Split 2	Split 3	Split 4	Lap Time	Spd
11 Craig HUNTER (QLD) (16th)							75 Steven HARLEY (NSW) (7th)						
1	36.706	37.889	24.451	34.069	2:13.115 P		1	32.947	34.388	22.276	30.944	2:00.555 P	
2	29.564	36.450	24.132	34.166	2:04.312	210	2	27.149	33.088	21.372	30.268	1:51.877	231
							3	27.040	32.831	21.425	30.891	1:52.187	208
22 Karen WEBB (TAS) (15th)							76 Scott WEBSTER (VIC) (3rd)						
1	32.337	36.993	23.591	33.454	2:06.375 P		1	31.429	33.327	20.811	29.895	1:55.462 P	
2	29.490	35.033	22.480	33.080	2:00.083	219	2	25.932	31.782	20.237	29.447	1:47.398	248
3	28.987	34.668	22.458	32.117	1:58.230	218	3	25.982	31.332	20.093	29.271	1:46.678	247
29 Scott CAMPBELL (TAS) (1st)							90 Michael MOLONEY (VIC) (9th)						
1	29.068	31.773	20.143	29.745	1:50.729 P		1	35.859	37.272	23.131	32.828	2:09.090 P	
2	24.826	29.805	19.782	30.050	1:44.463	247	2	28.992	34.405	22.408	32.197	1:58.002	204
3	24.673	29.942	19.487	28.532	1:42.634	247	3	27.816	32.782	21.519	31.070	1:53.187	224
32 Aaron BENNETT (NSW) (4th)							110 Ross DOBSON (NSW) (17th)						
1	34.256	33.973	21.805	31.927	2:01.961 P		1	37.447	41.352	26.190	36.829	2:21.818 P	
2	26.760	33.282	21.124	30.523	1:51.689	243	2	32.841	41.419	25.862	37.520	2:17.642	190
3	26.431	32.260	20.568	30.239	1:49.498	248							
33 James AGOMBAR (VIC) (10th)							131 Paul RIGNEY (NSW) (13th)						
1	31.954	34.192	21.384	31.589	1:59.119 P		1	34.713	38.642	24.160	34.739	2:12.254 P	
2	27.810	33.682	21.417	31.734	1:54.643	225	2	29.739	34.575	22.310	32.461	1:59.085	208
3	27.226	32.959	22.169	31.025	1:53.379	233	3	28.192	34.106	22.278	32.333	1:56.909	209
36 Murray CLARK (QLD) (2nd)							134 Mark RODDA (NSW) (14th)						
1	29.095	31.787	20.319	29.357	1:50.558 P		1	34.314	36.281	22.734	33.140	2:06.469 P	
2	24.872	30.865	19.864	28.725	1:44.326	257	2	28.430	34.021	21.983	32.783	1:57.217	206
3	24.739	30.217	19.594	28.576	1:43.126	257	3	28.446	34.410	22.647	32.682	1:58.185	206
37 John ALLEN (QLD) (6th)							151 Phillip BEVAN (NSW) (8th)						
1	33.696	34.481	22.250	31.066	2:01.493 P		1	33.215	34.389	22.453	33.007	2:03.064 P	
2	26.952	31.937	21.497	30.661	1:51.047	231	2	26.937	33.580	21.154	30.754	1:52.425	235
							3	27.215	32.664	21.716	31.151	1:52.746	224
62 Phillip BURKE (NSW) (5th)							612 Gregory JAMES (NSW) (12th)						
1	34.312	34.348	21.259	31.192	2:01.111 P		1	35.615	38.438	24.376	32.809	2:11.238 P	
2	26.769	33.123	20.773	30.131	1:50.796	231	2	28.651	34.375	22.726	32.019	1:57.771	194
							3	28.014	33.386	21.705	32.216	1:55.321	217
64 Ian SHORT (VIC) (11th)													
1	31.786	35.292	22.164	32.293	2:01.535 P								
2	27.973	33.168	21.964	31.651	1:54.756	230							
3	27.548	33.196	21.590	31.543	1:53.877	237							

Scott Laing
 Chief Timekeeper - Scott Laing

Tom Williams
 Race Director - Tom Williams





Round 1 : February 25 - 27

Phillip Island GP Circuit



ASBK.COM.AU f t i y

SUPERBIKE MASTERS


Warm Up


Date: 27/02/22
Event: W05
Weather: Partly cloudy - Temp: 21.0C
Track: Dry - Temp: 28.0C

Started at: 09:55:59
Laps: 5 Min
Starters: 17
Printed at: 10:08

FASTEST LAPS SEQUENCE

Race Time	No	Name	Machine	Fastest Lap	On Lap
1:57.345	36	Murray CLARK (QLD)	Suzuki GSXR 1183	1:50.558	1
3:41.671	36	Murray CLARK (QLD)	Suzuki GSXR 1183	1:44.326	2
5:24.797	36	Murray CLARK (QLD)	Suzuki GSXR 1183	1:43.126	3
5:24.807	29	Scott CAMPBELL (TAS)	Honda RC30 750	1:42.634	3


.....
Chief Timekeeper - Scott Laing


.....
Race Director - Tom Williams



www.computime.com.au
COMPUTIME RACE TIMING SYSTEMS PTY LTD





Round 1 : February 25 - 27

Phillip Island GP Circuit



ASBK.COM.AU

SUPERBIKE MASTERS

Warm Up

Date: 27/02/22
 Event: W05
 Weather: Partly cloudy - Temp: 21.0C
 Track: Dry - Temp: 28.0C

Started at: 09:55:59
 Laps: 5 Min
 Starters: 17
 Printed at: 10:08

BEST PARTIAL TIMES

Pos	Split 1		Split 2		Split 3		Split 4		LAP		Ideal	Fastest
	Name	Time	Name	Time	Name	Time	Name	Time	Name			
1	S. CAMPBELL	24.673	S. CAMPBELL	29.805	S. CAMPBELL	19.487	S. CAMPBELL	28.532	S. CAMPBELL	1:42.497	1:42.634	
2	M. CLARK	24.739	M. CLARK	30.217	M. CLARK	19.594	M. CLARK	28.576	M. CLARK	1:43.126	1:43.126	
3	P. BURKE	25.867	S. WEBSTER	31.332	S. WEBSTER	20.093	S. WEBSTER	29.271	S. WEBSTER	1:46.628	1:46.678	
4	S. WEBSTER	25.932	J. ALLEN	31.937	A. BENNETT	20.568	P. BURKE	30.131	A. BENNETT	1:49.498	1:49.498	
5	A. BENNETT	26.431	A. BENNETT	32.260	P. BURKE	20.773	A. BENNETT	30.239	P. BURKE	1:49.894	1:50.796	
6	J. ALLEN	26.493	P. BEVAN	32.664	P. BEVAN	21.154	S. HARLEY	30.268	J. ALLEN	1:50.588	1:51.047	
7	P. BEVAN	26.937	M. MOLONEY	32.782	S. HARLEY	21.372	J. ALLEN	30.661	P. BEVAN	1:51.509	1:52.425	
8	S. HARLEY	27.040	S. HARLEY	32.831	J. AGOMBAR	21.384	P. BEVAN	30.754	S. HARLEY	1:51.511	1:51.877	
9	J. AGOMBAR	27.226	J. AGOMBAR	32.959	J. ALLEN	21.497	J. AGOMBAR	31.025	J. AGOMBAR	1:52.594	1:53.379	
10	I. SHORT	27.548	P. BURKE	33.123	M. MOLONEY	21.519	M. MOLONEY	31.070	M. MOLONEY	1:53.187	1:53.187	
11	M. MOLONEY	27.816	I. SHORT	33.168	I. SHORT	21.590	I. SHORT	31.543	I. SHORT	1:53.849	1:53.877	
12	G. JAMES	28.014	G. JAMES	33.386	G. JAMES	21.705	G. JAMES	32.019	G. JAMES	1:55.124	1:55.321	
13	P. RIGNEY	28.192	M. RODDA	34.021	M. RODDA	21.983	K. WEBB	32.117	P. RIGNEY	1:56.909	1:56.909	
14	M. RODDA	28.430	P. RIGNEY	34.106	P. RIGNEY	22.278	P. RIGNEY	32.333	M. RODDA	1:57.116	1:57.217	
15	C. HUNTER	28.934	K. WEBB	34.668	K. WEBB	22.458	M. RODDA	32.682	K. WEBB	1:58.230	1:58.230	
16	K. WEBB	28.987	C. HUNTER	36.450	C. HUNTER	24.132	C. HUNTER	34.069	C. HUNTER	2:03.585	2:04.312	
17	R. DOBSON	32.283	R. DOBSON	41.352	R. DOBSON	25.862	R. DOBSON	36.829	R. DOBSON	2:16.326	2:17.642	

Chief Timekeeper - Scott Laing

Race Director - Tom Williams





Round 1 : February 25 - 27

Phillip Island GP Circuit



ASBK.COM.AU f t i y

SUPERBIKE MASTERS

Warm Up

Date: 27/02/22
Event: W05
Weather: Partly cloudy - Temp: 21.0C
Track: Dry - Temp: 28.0C

Started at: 09:55:59
Laps: 5 Min
Starters: 17
Printed at: 10:08

RACE INFORMATION

Time	Description
09:55:59	Event Start
10:01:24	Chequered Flag
10:04:24	Event Finish

Scott Laing
.....
Chief Timekeeper - Scott Laing

Tom Williams
.....
Race Director - Tom Williams



www.computime.com.au
COMPUTIME RACE TIMING SYSTEMS PTY LTD

